

SALT LAKE ARTS ACADEMY

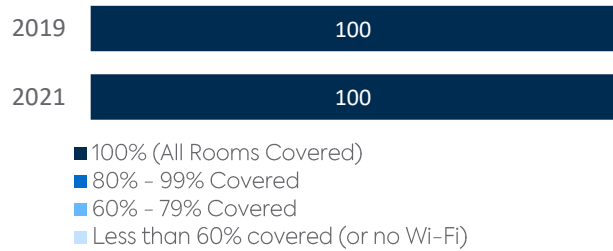
CHARTER FACTS

ENROLLMENT 408
 NUMBER OF SCHOOLS 1
 ESTIMATED % OF STUDENTS WITH INADEQUATE HOME INTERNET SERVICE 10%
 % OF STUDENTS RECEIVING REMOTE INTERNET ACCESS SOLUTIONS OR SERVICE 1%

WI-FI NETWORKS

Wi-Fi Coverage Reported by Schools (%)

Charter Coverage

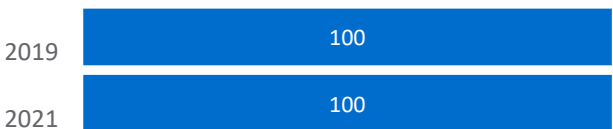


Statewide Coverage



Age of Wi-Fi Access Points Reported by Schools (%)

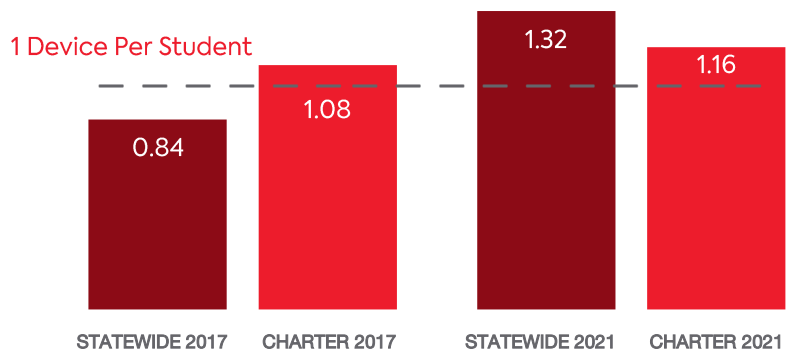
Charter Coverage



Statewide Coverage



COMPUTING DEVICES PER STUDENT

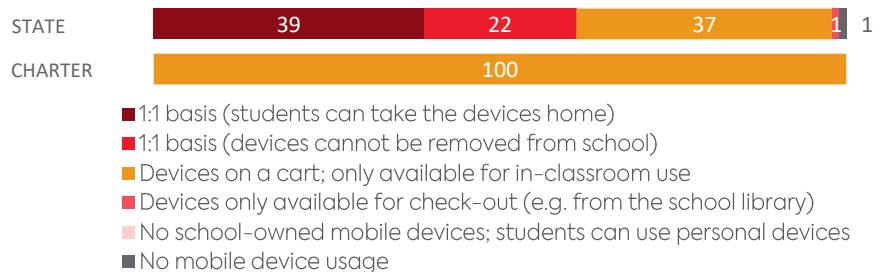


COMPUTING DEVICES USED IN SCHOOLS

Device Type	Student Use	Teacher/Admin Use	Change in the # of Devices Since 2017	Percent Change Since 2017	Percent Change Statewide
DESKTOPS WINDOWS OS	0	3	+1	50%	-30%
LAPTOPS WINDOWS OS	0	0	0	N/A	112%
DESKTOPS MAC	25	10	0	0%	-25%
LAPTOPS MAC	0	30	+5	20%	3%
CHROMEBOOKS GOOGLE	400	0	+25	7%	126%
TABLETS WINDOWS	21	0	+21	N/A	86%
TABLETS ANDROID	0	0	0	N/A	-23%
TABLETS IOS	27	5	+2	7%	21%
OTHER DEVICES	0	0	0	N/A	-88%
ALL COMPUTING DEVICES	473	48	+54	12%	59%

MOBILE DEPLOYMENT

Wireless Device Policies at Schools (%)



FULL-TIME EQUIVALENT (FTE) TECHNICAL SUPPORT STAFF IN UTAH SCHOOLS

