

SALT LAKE CENTER FOR SCIENCE EDUCATION

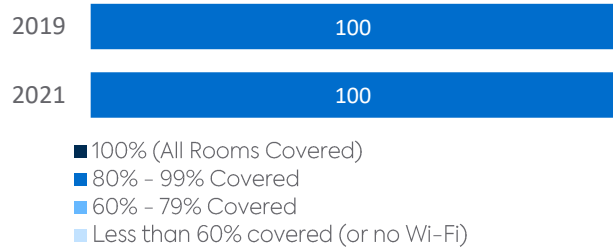
CHARTER FACTS

ENROLLMENT	358
NUMBER OF SCHOOLS	1
ESTIMATED % OF STUDENTS WITH INADEQUATE HOME INTERNET SERVICE	23%
% OF STUDENTS RECEIVING REMOTE INTERNET ACCESS SOLUTIONS OR SERVICE	10%

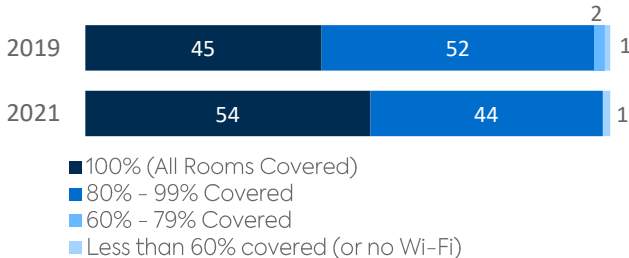
WI-FI NETWORKS

Wi-Fi Coverage Reported by Schools (%)

Charter Coverage




Statewide Coverage

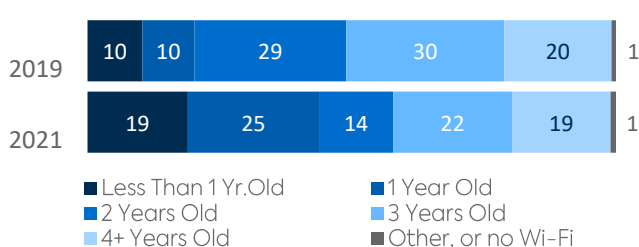


Age of Wi-Fi Access Points Reported by Schools (%)

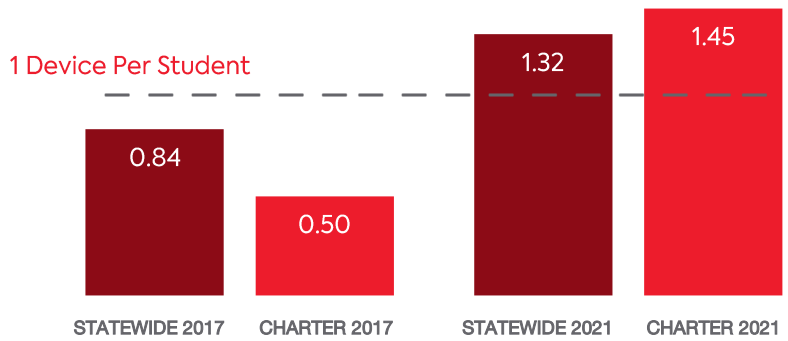
Charter Coverage



Statewide Coverage



COMPUTING DEVICES PER STUDENT

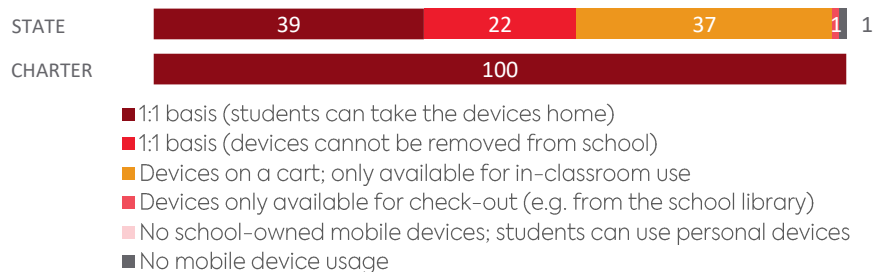


COMPUTING DEVICES USED IN SCHOOLS

	Student Use	Teacher/ Admin Use	Change in the # of Devices Since 2017	Percent Change Since 2017	Percent Change Statewide
DESKTOPS WINDOWS OS	55	48	-47	-31%	-30%
LAPTOPS WINDOWS OS	362	33	+305	339%	112%
DESKTOPS MAC	0	0	0	N/A	-25%
LAPTOPS MAC	26	1	+27	N/A	3%
CHROMEBOOKS GOOGLE	0	0	0	N/A	126%
TABLETS WINDOWS	0	0	0	N/A	86%
TABLETS ANDROID	0	0	0	N/A	-23%
TABLETS IOS	77	0	+59	328%	21%
OTHER DEVICES	0	0	0	N/A	-88%
ALL COMPUTING DEVICES	520	82	+344	133%	59%

MOBILE DEPLOYMENT

Wireless Device Policies at Schools (%)



FULL-TIME EQUIVALENT (FTE) TECHNICAL SUPPORT STAFF IN UTAH SCHOOLS

