

## SPECTRUM ACADEMY

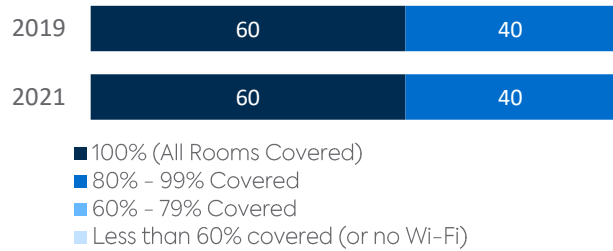
### CHARTER FACTS

ENROLLMENT .....1,502  
 NUMBER OF SCHOOLS .....5  
 ESTIMATED % OF STUDENTS WITH INADEQUATE HOME INTERNET SERVICE .....15%  
 % OF STUDENTS RECEIVING REMOTE INTERNET ACCESS SOLUTIONS OR SERVICE .....0%

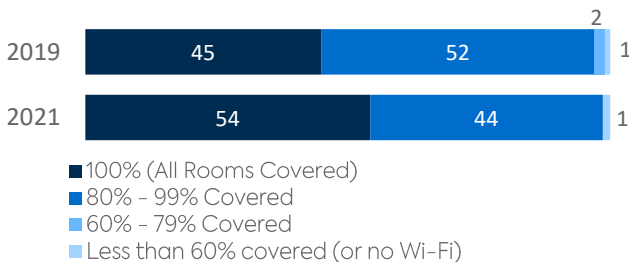
### WI-FI NETWORKS

#### Wi-Fi Coverage Reported by Schools (%)

#### Charter Coverage




#### Statewide Coverage

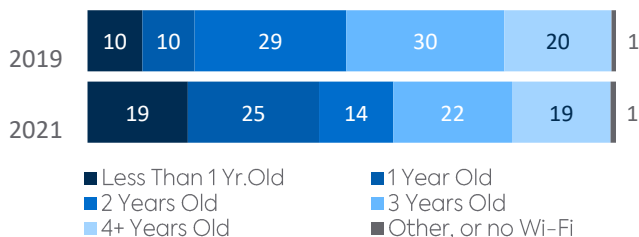


#### Age of Wi-Fi Access Points Reported by Schools (%)

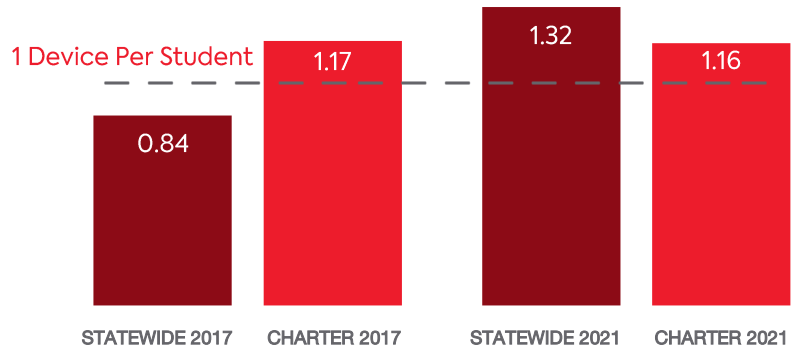
#### Charter Coverage



#### Statewide Coverage



### COMPUTING DEVICES PER STUDENT



### COMPUTING DEVICES USED IN SCHOOLS

Device Type	Student Use	Teacher/Admin Use	Change in the # of Devices Since 2017	Percent Change Since 2017	Percent Change Statewide
DESKTOPS   WINDOWS OS	103	60	-15	-8%	-30%
LAPTOPS   WINDOWS OS	0	181	+25	16%	112%
DESKTOPS   MAC	0	1	+1	N/A	-25%
LAPTOPS   MAC	1	25	+26	N/A	3%
CHROMEBOOKS   GOOGLE	1,488	158	+770	88%	126%
TABLETS   WINDOWS	0	0	0	N/A	86%
TABLETS   ANDROID	0	0	0	N/A	-23%
TABLETS   IOS	150	130	-180	-39%	21%
OTHER DEVICES	0	0	0	N/A	-88%
<b>ALL COMPUTING DEVICES</b>	<b>1,742</b>	<b>555</b>	<b>+627</b>	<b>38%</b>	<b>59%</b>

### MOBILE DEPLOYMENT

#### Wireless Device Policies at Schools (%)



### FULL-TIME EQUIVALENT (FTE) TECHNICAL SUPPORT STAFF IN UTAH SCHOOLS

