

## TERRA ACADEMY

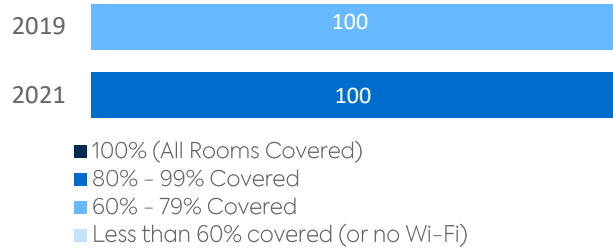
### CHARTER FACTS

ENROLLMENT ..... 631  
 NUMBER OF SCHOOLS ..... 1  
 ESTIMATED % OF STUDENTS WITH INADEQUATE HOME INTERNET SERVICE ..... 10%  
 % OF STUDENTS RECEIVING REMOTE INTERNET ACCESS SOLUTIONS OR SERVICE ..... 0%

### WI-FI NETWORKS

#### Wi-Fi Coverage Reported by Schools (%)

#### Charter Coverage




#### Statewide Coverage



#### Age of Wi-Fi Access Points Reported by Schools (%)

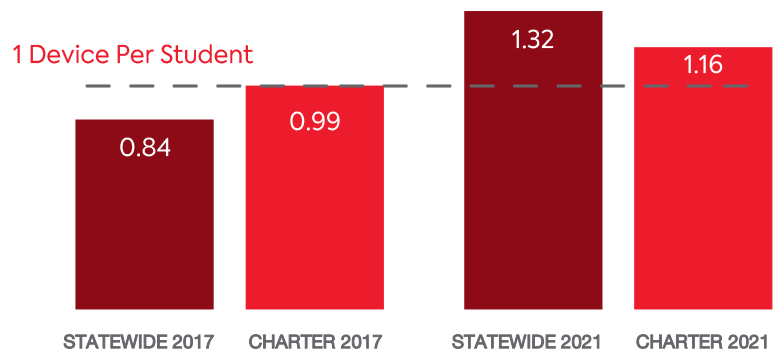
#### Charter Coverage



#### Statewide Coverage



### COMPUTING DEVICES PER STUDENT



### COMPUTING DEVICES USED IN SCHOOLS

	Student Use	Teacher/Admin Use	Change in the # of Devices Since 2017	Percent Change Since 2017	Percent Change Statewide
DESKTOPS   WINDOWS OS	6	6	-18	-60%	-30%
LAPTOPS   WINDOWS OS	0	56	+26	87%	112%
DESKTOPS   MAC	0	0	0	N/A	-25%
LAPTOPS   MAC	0	0	0	N/A	3%
CHROMEBOOKS   GOOGLE	725	3	+107	17%	126%
TABLETS   WINDOWS	0	0	0	N/A	86%
TABLETS   ANDROID	0	0	0	N/A	-23%
TABLETS   IOS	0	2	+2	N/A	21%
OTHER DEVICES	0	0	0	N/A	-88%
<b>ALL COMPUTING DEVICES</b>	<b>731</b>	<b>67</b>	<b>+117</b>	<b>17%</b>	<b>59%</b>

### MOBILE DEPLOYMENT

#### Wireless Device Policies at Schools (%)



- 1:1 basis (students can take the devices home)
- 1:1 basis (devices cannot be removed from school)
- Devices on a cart; only available for in-classroom use
- Devices only available for check-out (e.g. from the school library)
- No school-owned mobile devices; students can use personal devices
- No mobile device usage

### FULL-TIME EQUIVALENT (FTE) TECHNICAL SUPPORT STAFF IN UTAH SCHOOLS

