

WALDEN SCHOOL OF LIBERAL ARTS

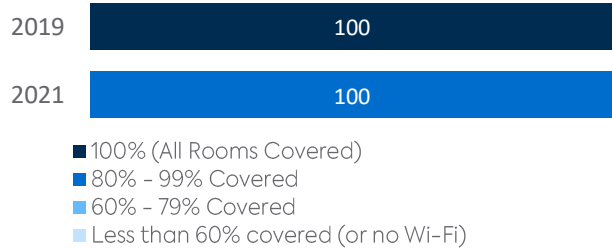
CHARTER FACTS

ENROLLMENT..... 448
 NUMBER OF SCHOOLS.....1
 ESTIMATED % OF STUDENTS WITH INADEQUATE HOME INTERNET SERVICE 6%
 % OF STUDENTS RECEIVING REMOTE INTERNET ACCESS SOLUTIONS OR SERVICE.....15%

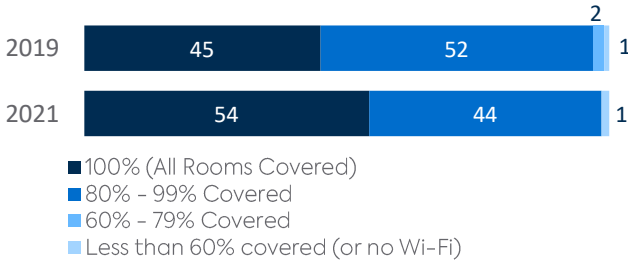
WI-FI NETWORKS

Wi-Fi Coverage Reported by Schools (%)

Charter Coverage

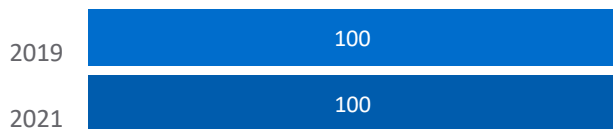


Statewide Coverage

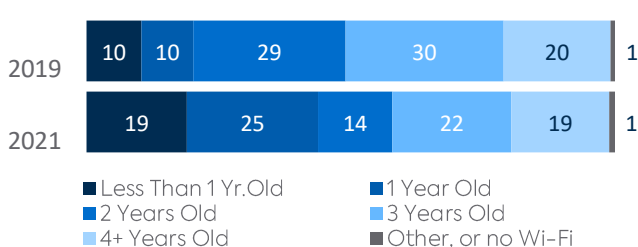


Age of Wi-Fi Access Points Reported by Schools (%)

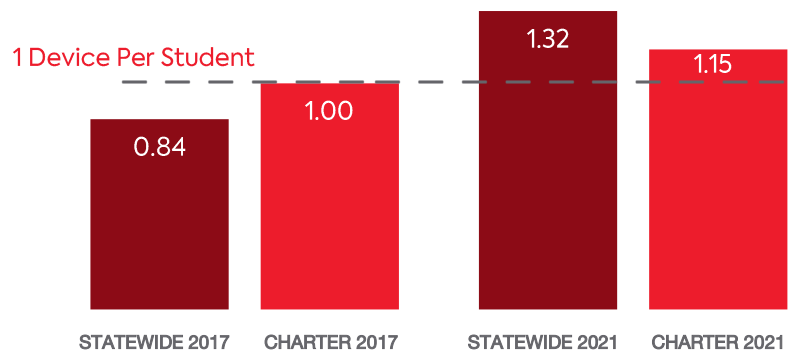
Charter Coverage



Statewide Coverage



COMPUTING DEVICES PER STUDENT

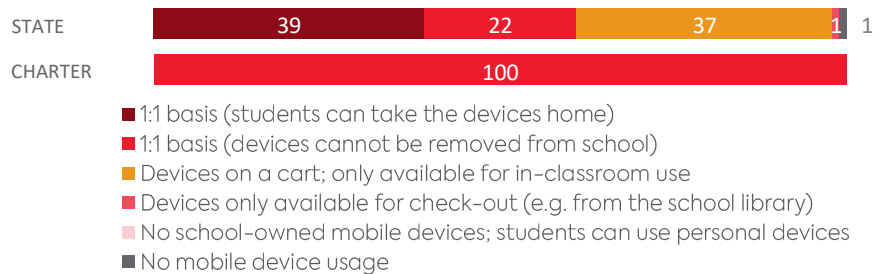


COMPUTING DEVICES USED IN SCHOOLS

	Student Use	Teacher/ Admin Use	Change in the # of Devices Since 2017	Percent Change Since 2017	Percent Change Statewide
DESKTOPS WINDOWS OS	0	1	+1	N/A	-30%
LAPTOPS WINDOWS OS	0	4	+3	300%	112%
DESKTOPS MAC	0	1	+1	N/A	-25%
LAPTOPS MAC	0	40	+13	48%	3%
CHROMEBOOKS GOOGLE	475	15	+490	N/A	126%
TABLETS WINDOWS	0	0	-25	-100%	86%
TABLETS ANDROID	0	0	0	N/A	-23%
TABLETS IOS	15	2	-13	-43%	21%
OTHER DEVICES	25	0	-375	-94%	-88%
ALL COMPUTING DEVICES	515	63	+95	20%	59%

MOBILE DEPLOYMENT

Wireless Device Policies at Schools (%)



FULL-TIME EQUIVALENT (FTE) TECHNICAL SUPPORT STAFF IN UTAH SCHOOLS

