

## WEBER STATE UNIVERSITY CHARTER ACADEMY

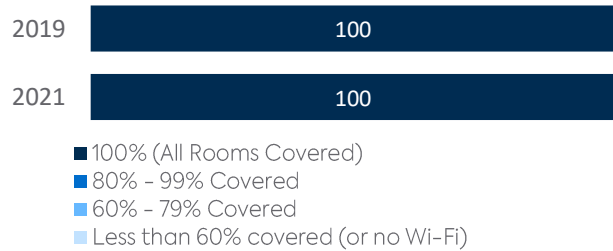
### CHARTER FACTS

ENROLLMENT.....	33
NUMBER OF SCHOOLS.....	1
ESTIMATED % OF STUDENTS WITH INADEQUATE HOME INTERNET SERVICE .....	5%
% OF STUDENTS RECEIVING REMOTE INTERNET ACCESS SOLUTIONS OR SERVICE.....	1%

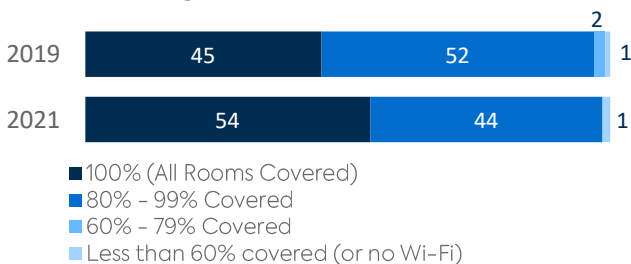
### WI-FI NETWORKS

#### Wi-Fi Coverage Reported by Schools (%)

#### Charter Coverage

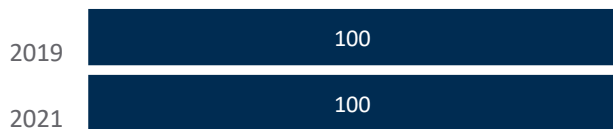


#### Statewide Coverage

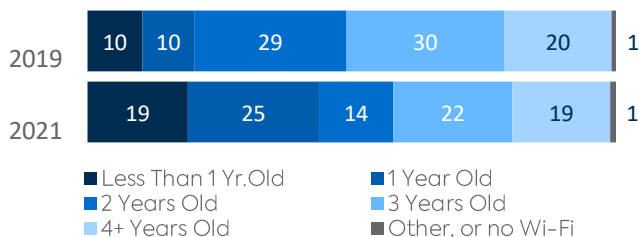


#### Age of Wi-Fi Access Points Reported by Schools (%)

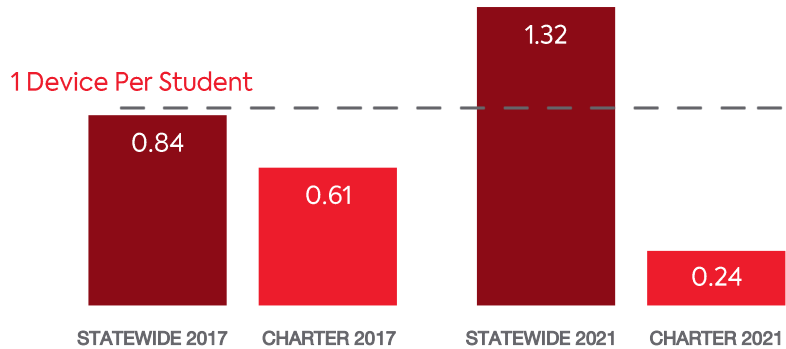
#### Charter Coverage



#### Statewide Coverage



### COMPUTING DEVICES PER STUDENT

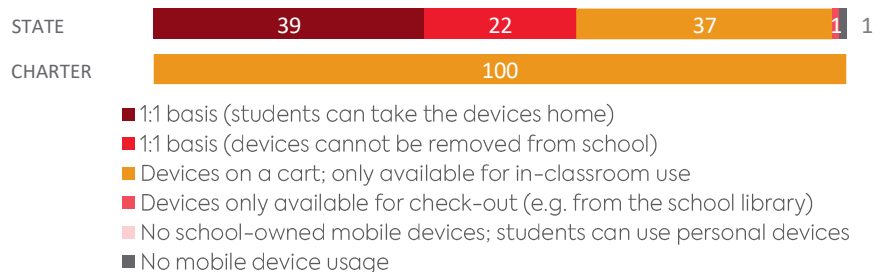


### COMPUTING DEVICES USED IN SCHOOLS

	Student Use	Teacher/Admin Use	Change in the # of Devices Since 2017	Percent Change Since 2017	Percent Change Statewide
DESKTOPS   WINDOWS OS	0	0	0	N/A	-30%
LAPTOPS   WINDOWS OS	0	0	0	N/A	112%
DESKTOPS   MAC	1	2	+1	50%	-25%
LAPTOPS   MAC	1	2	+3	N/A	3%
CHROMEBOOKS   GOOGLE	0	0	0	N/A	126%
TABLETS   WINDOWS	0	0	0	N/A	86%
TABLETS   ANDROID	0	0	0	N/A	-23%
TABLETS   IOS	6	1	-13	-65%	21%
OTHER DEVICES	0	0	0	N/A	-88%
<b>ALL COMPUTING DEVICES</b>	<b>8</b>	<b>5</b>	<b>-9</b>	<b>-41%</b>	<b>59%</b>

### MOBILE DEPLOYMENT

#### Wireless Device Policies at Schools (%)



### FULL-TIME EQUIVALENT (FTE) TECHNICAL SUPPORT STAFF IN UTAH SCHOOLS

