

GRANITE SCHOOL DISTRICT

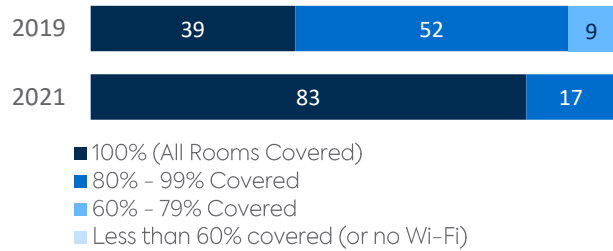
DISTRICT FACTS

ENROLLMENT 63,902
 NUMBER OF SCHOOLS 86
 ESTIMATED % OF STUDENTS WITH INADEQUATE HOME INTERNET SERVICE 12.3%
 % OF STUDENTS RECEIVING REMOTE INTERNET ACCESS SOLUTIONS OR SERVICE 5%

WI-FI NETWORKS

Wi-Fi Coverage Reported by Schools (%)

District Coverage

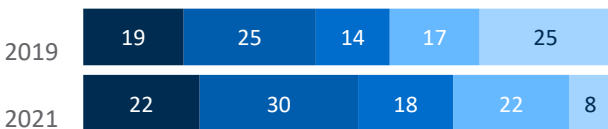


Statewide Coverage



Age of Wi-Fi Access Points Reported by Schools (%)

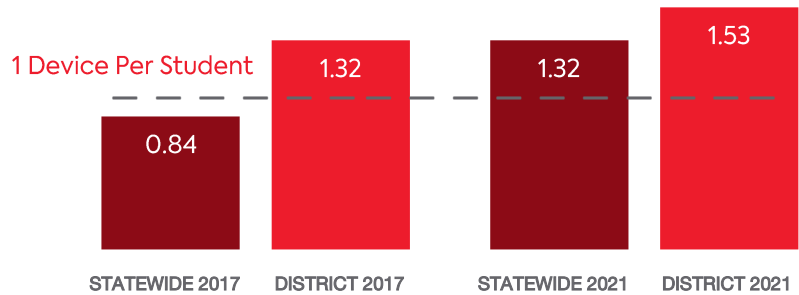
District Coverage



Statewide Coverage



COMPUTING DEVICES PER STUDENT

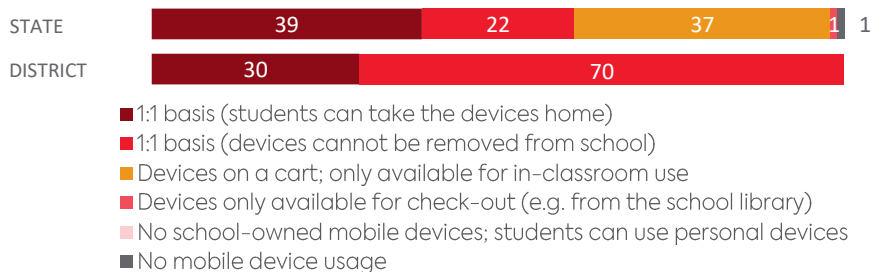


COMPUTING DEVICES USED IN SCHOOLS

Device Type	Student Use	Teacher/Admin Use	Change in the # of Devices Since 2017	Percent Change Since 2017	Percent Change Statewide
DESKTOPS WINDOWS OS	8,084	2,570	-14,377	-57%	-30%
LAPTOPS WINDOWS OS	386	2,823	+1,042	48%	112%
DESKTOPS MAC	804	10	+5	1%	-25%
LAPTOPS MAC	0	161	-85	-35%	3%
CHROMEBOOKS GOOGLE	85,369	0	+25,470	43%	126%
TABLETS WINDOWS	0	0	0	N/A	86%
TABLETS ANDROID	0	0	0	N/A	-23%
TABLETS IOS	3,024	8	-3,491	-54%	21%
OTHER DEVICES	0	0	0	N/A	-88%
ALL COMPUTING DEVICES	97,667	5,572	+8,564	9%	59%

MOBILE DEPLOYMENT

Wireless Device Policies at Schools (%)



FULL-TIME EQUIVALENT (FTE) TECHNICAL SUPPORT STAFF IN UTAH SCHOOLS

