

SOUTH SANPETE SCHOOL DISTRICT

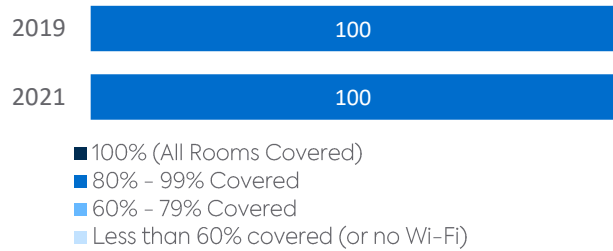
DISTRICT FACTS

ENROLLMENT3,345
 NUMBER OF SCHOOLS7
 ESTIMATED % OF STUDENTS WITH INADEQUATE HOME INTERNET SERVICE1%
 % OF STUDENTS RECEIVING REMOTE INTERNET ACCESS SOLUTIONS OR SERVICE4%

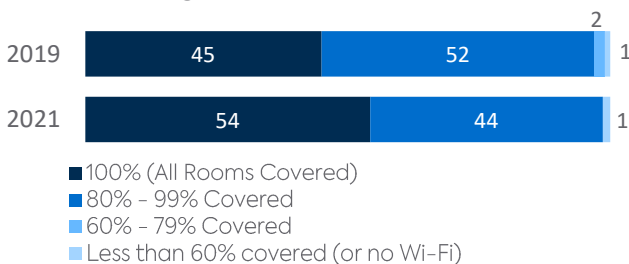
WI-FI NETWORKS

Wi-Fi Coverage Reported by Schools (%)

District Coverage

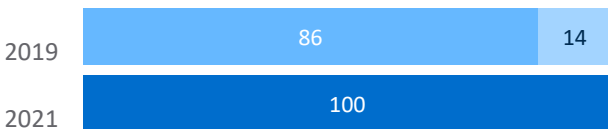


Statewide Coverage

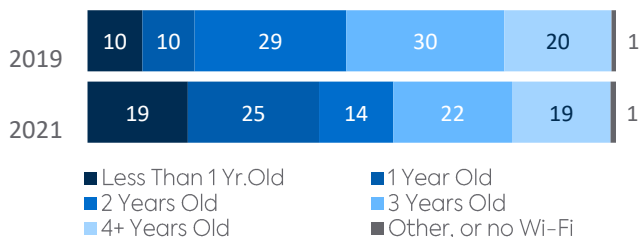


Age of Wi-Fi Access Points Reported by Schools (%)

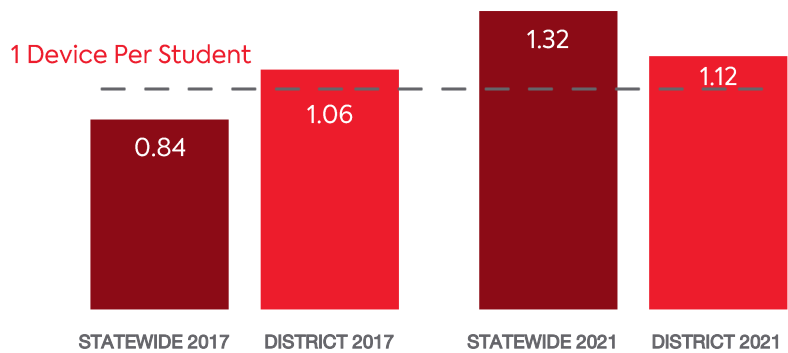
District Coverage



Statewide Coverage



COMPUTING DEVICES PER STUDENT

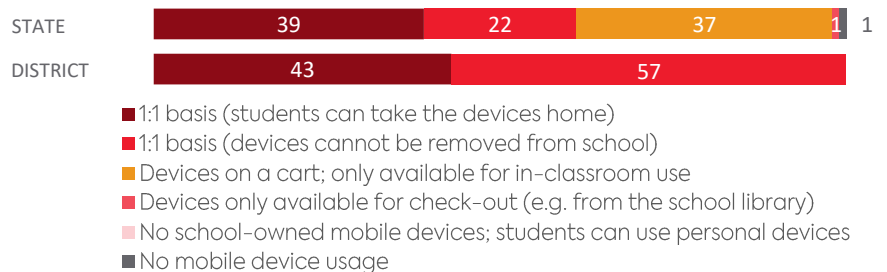


COMPUTING DEVICES USED IN SCHOOLS

Device Type	Student Use	Teacher/Admin Use	Change in the # of Devices Since 2017	Percent Change Since 2017	Percent Change Statewide
DESKTOPS WINDOWS OS	68	2	+37	112%	-30%
LAPTOPS WINDOWS OS	0	0	0	N/A	112%
DESKTOPS MAC	395	244	-162	-20%	-25%
LAPTOPS MAC	98	45	-7	-5%	3%
CHROMEBOOKS GOOGLE	0	0	0	N/A	126%
TABLETS WINDOWS	0	0	0	N/A	86%
TABLETS ANDROID	0	0	0	N/A	-23%
TABLETS IOS	3,197	254	+316	10%	21%
OTHER DEVICES	0	0	0	N/A	-88%
ALL COMPUTING DEVICES	3,758	545	+184	4%	59%

MOBILE DEPLOYMENT

Wireless Device Policies at Schools (%)



FULL-TIME EQUIVALENT (FTE) TECHNICAL SUPPORT STAFF IN UTAH SCHOOLS

