

WASHINGTON COUNTY SCHOOL DISTRICT

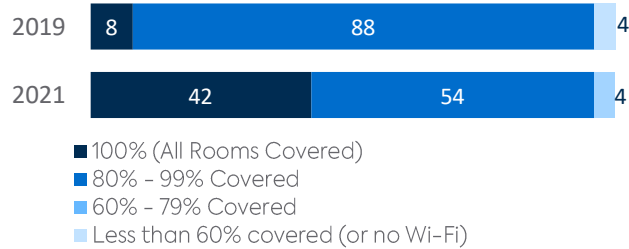
DISTRICT FACTS

ENROLLMENT.....36,512
 NUMBER OF SCHOOLS.....52
 ESTIMATED % OF STUDENTS WITH INADEQUATE HOME INTERNET SERVICE8.3%
 % OF STUDENTS RECEIVING REMOTE INTERNET ACCESS SOLUTIONS OR SERVICE.....1%

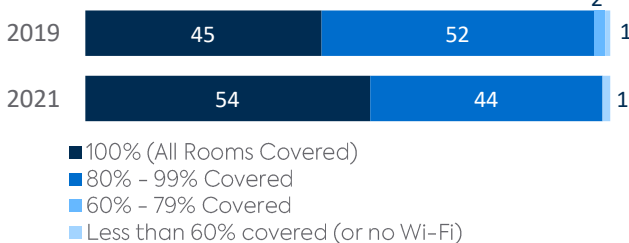
WI-FI NETWORKS

Wi-Fi Coverage Reported by Schools (%)

District Coverage




Statewide Coverage

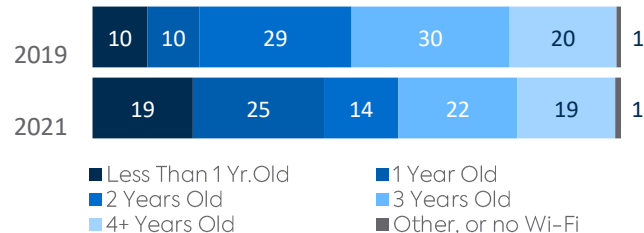


Age of Wi-Fi Access Points Reported by Schools (%)

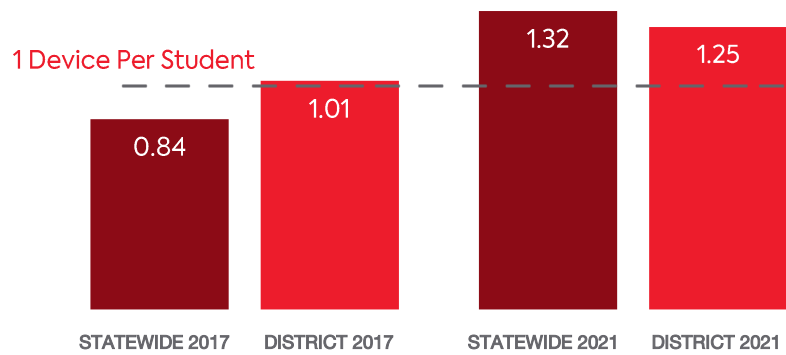
District Coverage



Statewide Coverage



COMPUTING DEVICES PER STUDENT

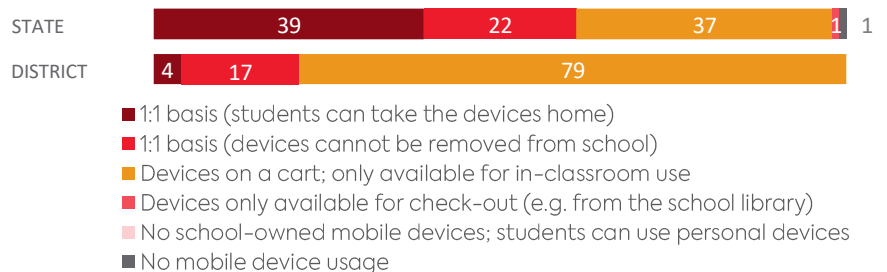


COMPUTING DEVICES USED IN SCHOOLS

Device Type	Student Use	Teacher/Admin Use	Change in the # of Devices Since 2017	Percent Change Since 2017	Percent Change Statewide
DESKTOPS WINDOWS OS	3,743	2,158	-659	-10%	-30%
LAPTOPS WINDOWS OS	97	418	-1,300	-72%	112%
DESKTOPS MAC	329	82	+59	17%	-25%
LAPTOPS MAC	17	247	+132	100%	3%
CHROMEBOOKS GOOGLE	39,458	632	+20,475	104%	126%
TABLETS WINDOWS	5	9	-35	-71%	86%
TABLETS ANDROID	53	6	-411	-87%	-23%
TABLETS IOS	1,827	716	-1,306	-34%	21%
OTHER DEVICES	54	1	-973	-95%	-88%
ALL COMPUTING DEVICES	45,583	4,269	+15,982	47%	59%

MOBILE DEPLOYMENT

Wireless Device Policies at Schools (%)



FULL-TIME EQUIVALENT (FTE) TECHNICAL SUPPORT STAFF IN UTAH SCHOOLS

